



(I)(a) STATEMENT SHOWING SHAREHOLDING PATTERN


Name of the Company : TORRENT PHARMACEUTICALS LIMITED			
Scrip Code (BSE): 500420		Name of the Scrip (NSE): TORNTPHARM	
Class of Security: Equity Shares			
Quarter Ended: 31.12.2012			
Partly paid-up shares	No. of partly paid-up shares	As a % of total no. of partly paid-up shares	As a % of total no. of shares of the Company
Held by promoter/promoter group	0	0	0
Held by Public	0	0	0
Total:	0	0	0
Outstanding convertible securities	No. of outstanding securities	As a % of total no. of outstanding convertible securities	As a % of total no. of shares of the Company, assuming full conversion of the convertible
Held by promoter/promoter group	0	0	0
Held by Public	0	0	0
Total:	0	0	0
Warrants:	No. of warrants	As a % of total no. of warrants	As a % of total no. of shares of the Company, assuming full conversion of warrants
Held by promoter/promoter group	0	0	0
Held by Public	0	0	0
Total:	0	0	0
Total paid-up capital of the Company, assuming full conversion of warrants and convertible securities	84611360	0	100.00



Name of the Company :		TORRENT PHARMACEUTICALS LIMITED						
Category code	Category of Shareholder	No. of Share holders	Total no. of shares	No. of shares held in dematerialized form	Total shareholding as a percentage of total number of shares		Shares Pledged or otherwise encumbered	
					As a percentage of(A+B) ¹	As a percentage of (A+B+C)	No. of shares	As a Percentage
(A)	Shareholding of Promoter and Promoter Group²							
1	Indian							
(a)	Individuals/ Hindu Undivided Family	2	1898740	1898740	2.24	2.24	0.00	0.00
(b)	Central Government/ State Government(s)	0	0	0	0.00	0.00	0.00	0.00
(c)	Bodies Corporate	1	43057736	43057736	50.89	50.89	0.00	0.00
(d)	Financial Institutions/ Banks	0	0	0	0.00	0.00	0.00	0.00
(e)	Any Others(Specify)	0	0	0	0.00	0.00	0.00	0.00
(e-i)	Directors & Relatives	7	15545384	15545384	18.37	18.37	0.00	0.00
	Sub Total(A)(1)	10	60501860	60501860	71.51	71.51	0.00	0.00
2	Foreign							
a	Individuals (Non-Residents Individuals/ Foreign Individuals)	0	0	0	0.00	0.00	0.00	0.00
b	Bodies Corporate	0	0	0	0.00	0.00	0.00	0.00
c	Institutions	0	0	0	0.00	0.00	0.00	0.00
d	Qualified Foreign Investors	0	0	0	0.00	0.00	0.00	0.00
e	Any Others(Specify)	0	0	0	0.00	0.00	0.00	0.00
	Sub Total(A)(2)	0	0	0	0.00	0.00	0.00	0.00
	Total Shareholding of Promoter and Promoter Group (A)= (A)(1)+(A)(2)	10	60501860	60501860	71.51	71.51	0.00	0.00



(B)	Public shareholding¹								
I	Institutions								
(a)	Mutual Funds/ UTI	70	7915592	7915592	9.36	9.36	0.00	0.00	
(b)	Financial Institutions / Banks	6	47511	47511	0.06	0.06	0.00	0.00	
(c)	Central Government/ State Government(s)	0	0	0.00	0.00	0.00	0.00	0.00	
(d)	Venture Capital Funds	0	0	0.00	0.00	0.00	0.00	0.00	
(e)	Insurance Companies	1	277701	277701	0.33	0.33	0.00	0.00	
(f)	Foreign Institutional Investors	87	5914088	5914088	6.99	6.99	0.00	0.00	
(g)	Foreign Venture Capital Investors	0	0	0	0.00	0.00	0.00	0.00	
(h)	Qualified Foreign Investors	0	0	0	0.00	0.00	0.00	0.00	
(i)	Any Other (specify)	0	0	0	0.00	0.00	0.00	0.00	
	Sub-Total (B)(1)	164	14154892	14154892	16.73	16.73	0.00	0.00	
B 2	Non-institutions								
(a)	Bodies Corporate	580	3117940	3112760	3.69	3.69	0.00	0.00	
(b)	Individuals								
I	Individuals -i. Individual shareholders holding nominal share capital up to Rs 1 lakh	20572	3785800	3251564	4.47	4.47	0.00	0.00	
II	ii. Individual shareholders holding nominal share capital in excess of Rs. 1 lakh.	9	534480	534480	0.63	0.63	0.00	0.00	
(c)	Qualified Foreign Investors	0	0	0	0.00	0.00	0.00	0.00	
(d)	Any Other (specify)								
(d-i)	Non Resident Indians	428	133247	133247	0.16	0.16	0.00	0.00	
(d-ii)	Trusts	3	797	797	0.00	0.00	0.00	0.00	
(d-iii)	Foreign Bodies Corporate	0	0	0	0.00	0.00	0.00	0.00	
(d-iv)	Clearing Members	104	53039	53039	0.06	0.06	0.00	0.00	
(d-v)	Directors and their relatives	15	2228700	2228700	2.63	2.63	0.00	0.00	
(d-vi)	Hindu Undivided Family	351	100605	100605	0.12	0.12	0.00	0.00	
	Sub-Total (B)(2)	22062	9954608	9415192	11.77	11.77	0.00	0.00	
(B)	Total Public Shareholding (B)= (B)(1)+(B)(2)	22226	24109500	23570084	28.49	28.49	0.00	0.00	
	TOTAL (A)+(B)	22236	84611360	84071944	100.00	100.00	0.00	0.00	
(C)	Shares held by Custodian and against which Depository Receipts have been issued								
1	Promoter and Promoter Group	0	0	0	0.00	0.00	0.00	0.00	
2	Public	0	0	0	0.00	0.00	0.00	0.00	
	GRAND TOTAL (A)+(B)+(C)	22236	84611360	84071944	100.00	100.00	0.00	0.00	
¹ For determining public shareholding for the purpose of Clause 40A' ² -For definitions of "Promoter" and "Promoter Group", refer to Clause 40A									




TORRENT PHARMACEUTICALS LIMITED

(I)(b) Statement showing holding of securities (including shares, warrants, convertible securities) of persons belonging to the category "Promoter and Promoter Group"

Sr. No.	Name of the Shareholder	Details of Shares held		Encumbered shares (*)			Details of Warrants		Details of convertible securities		Total Shares (including underlying shares assuming full conversion of warrants and convertible securities) as a % of diluted share capital
		No. of Shares held	As a % of grand total (A)+(B)+(C)	No.	As a percentage	As a % of grand total (A) + (B) + (C) of sub-clause (I)(a)	Number of warrants held	As a % total number of warrants of the same class	Number of convertible securities held	As a % total number of convertible securities of the same class	
(I)	(II)	(III)	(IV)	(V)	(VI)=(V)/(III)*100	(VII)	(VIII)	(IX)	(X)	(XI)	(XII)
1	Samir U Mehta	4127480	4.88	0	0.00	0.00	0	0.00	0	0.00	0.00
2	Sudhir U Mehta	2942688	3.48	0	0.00	0.00	0	0.00	0	0.00	0.00
3	Sapna S Mehta	2679582	3.17	0	0.00	0.00	0	0.00	0	0.00	0.00
4	Anita S Mehta	3170634	3.75	0	0.00	0.00	0	0.00	0	0.00	0.00
5	Varun S Mehta	875000	1.03	0	0.00	0.00	0	0.00	0	0.00	0.00
6	Samir Uttamlal Mehta (HUF)	1040000	1.23	0	0.00	0.00	0	0.00	0	0.00	0.00
7	Jinal S Mehta	875000	1.03	0	0.00	0.00	0	0.00	0	0.00	0.00
8	Sudhir Uttamlal Mehta (HUF)	858740	1.01	0	0.00	0.00	0	0.00	0	0.00	0.00
9	Aman Mehta	875000	1.03	0	0.00	0.00	0	0.00	0	0.00	0.00
10	Torrent Private Ltd.	43057736	50.89	0	0.00	0.00	0	0.00	0	0.00	0.00
	TOTAL	60501860	71.51	0	0.00	0.00	0	0.00	0	0.00	0.00

"encumbrance" has the same meaning as assigned to it in regulation 28(3) of the SAST Regulations, 2011.



TORRENT PHARMACEUTICALS LIMITED

(I)(c)(i) Statement showing holding of securities (including shares, warrants, convertible securities) of persons belonging to the category "Public" and holding more than 1% of the total number of shares

Sr. No.	Name of the shareholder	Number of shares held	Shares as a percentage of total number of shares (i.e., Grand total (A)+(B)+(C) indicated in Statement at para (I)(a) above)	Details of warrants		Details of convertible securities		Total shares (including underlying shares assuming full conversion of warrants and convertible securities) as a % of diluted share capital)
				Number of warrants held	As a % total number of warrants of the same class	Number of convertible securities held	% w.r.t. total number of convertible securities of the same class	
1	Franklin Templeton Investment Funds	1225000	1.45	0	0.00	0	0.00	0.00
2	Reliance Capital Trustee Co Ltd A/C-Reliance Regular Savings Fund-Equity Option	1000000	1.18	0	0.00	0	0.00	0.00
3	Franklin Templeton Mutual Fund A/C Franklin Indiaflexi Cap Fund	850000	1.00	0	0.00	0	0.00	0.00
TOTAL		3075000	3.63	0	0.00	0	0.00	0.00

(I)(c)(ii) Statement showing holding of securities (including shares, warrants, convertible securities) of persons (together with PAC) belonging to the category "Public" and holding more than 5% of the total number of shares of the company

Sr. No.	Name(s) of the shareholder(s) and the Persons Acting in Concert (PAC) with them	Number of shares	Shares as a percentage of total number of shares (i.e., Grand total (A)+(B)+(C) indicated in Statement at para (I)(a) above)	Details of warrants		Details of convertible securities		Total shares (including underlying shares assuming full conversion of warrants and convertible securities) as a % of diluted share capital)
				Number of warrants	As a % total number of warrants of the same class	Number of convertible securities held	% w.r.t. total number of convertible securities of the same class	
1	NIL							
TOTAL								

(I)(d) Statement showing details of locked-in shares

Sr. No.	Name of the shareholder	Number of locked-in shares	Locked-in shares as a percentage of total number of shares (i.e., Grand Total (A)+(B)+(C) indicated in Statement at para (I)(a) above)	Promoter / Promoter Group / Public
1	NIL			
TOTAL				



(II)(a) Statement showing details of Depository Receipt(DRs)

Sr. No.	Type of outstanding DR (ADRs, GDRs, SDRs, etc.)	Number of outstanding DRs	Number of shares underlying outstanding DRs			Shares underlying outstanding DRs as a percentage of total number of shares (i.e., Grand Total (A)+(B)+(C) indicated in Statement at para (I)(a) above)		
1	NIL							
TOTAL								


(II)(b) Statement showing Holding of Depository Receipts (DRs), where underlying shares held by "Promoter / Promoter group" are in excess of 1% of the total number shares

Sr. No.	Name of the DR Holder	Type of outstanding DR (ADRs, GDRs, SDRs, etc.)	Number of shares underlying outstanding DRs			Shares underlying outstanding DRs as a percentage of total number of shares (i.e., Grand Total (A)+(B)+(C) indicated in Statement at para (I)(a) above)		
1		NIL						
TOTAL								

(III)(a) Statement showing the voting patterns of shareholders, if more than one class of shares/ securities is issued by the issuer

Only one class of securities is issued by the Company i.e. Equity Shares

For TORRENT PHARMACEUTICALS LIMITED



MAHESH AGRAWAL
VP (LEGAL) & COMPANY SECRETARY