

**PANKAJ B. SHAH & CO.**

**CHARTERED ACCOUNTANTS**

313, MEDICINE MARKET,  
OPP. SHEFALI CENTRE,  
PALDI CROSS ROAD,  
AHMEDABAD - 380 006.  
Phone : 26577132


**AUDITORS' REPORT**

**To,  
SHAREHOLDERS & MANAGEMENT OF  
TORRENT AUSTRALASIA PTY. LTD**

1. We have audited the attached Statement of Financial Results comprising of Balance Sheet as of 31<sup>st</sup> March, 2021 and the Profit and Loss Account and Cash Flow statement for the period April-2020 to March-2021. These financial statements are the responsibility of the Company's management. Our responsibility is to express an opinion on these statements based on our audit.
2. We conducted our audit in accordance with the International Standards on Auditing from the International Federation of Auditors. Those auditing standards require that we plan and perform our audit to obtain significant assurances about whether the financial statements are free from any material misstatement.
3. Our audit includes examining on test basis evidences supporting the amounts and disclosures in the Statement of Financial Results. The audit also includes assessing the accounting principles used and significant estimates made by management as well as evaluating the overall presentation of the Financial Results. We believe that our audit provides a reasonable basis for our opinion.
4. The attached financial statements have been prepared solely to enable Torrent Group to prepare consolidated financial statements.
5. In our opinion the attached financial statements as on 31<sup>st</sup> March 2021 has been properly prepared, in all material aspects and to the best of our information and according to the explanations given to us provides a true and fair view of the operations of the Company as on 31<sup>st</sup> March 2021.

**For Pankaj B Shah & Co.,  
Chartered Accountants  
(Firm Reg. No. 107343W)**

Date: 27 April'2021  
Place: Ahmedabad



(Pankaj B Shah)  
Proprietor  
Membership No. 17170  
(UDIN21017170AAAASS5342)

**Torrent Australasia PTY Ltd**  
**Balance Sheet as at March 31, 2021**

		As at	(Amt In AUD)
		31-Mar-21	As at
		AUD	31-Mar-20
		AUD	AUD
<b>ASSETS</b>			
<b>Non-current assets</b>			
Non-current tax assets (net)		2	340
		<b>2</b>	<b>340</b>
<b>Current assets</b>			
<b>Financial assets</b>			
Current investments	-		-
Trade receivables	8	13,174	52,724
Cash and cash equivalents	9	45,410	4,259
		<b>58,584</b>	<b>56,983</b>
<b>TOTAL</b>		<b>58,585</b>	<b>57,323</b>
<b>EQUITY AND LIABILITIES</b>			
<b>Equity</b>			
Equity share capital	10	86,551	86,551
Other equity	11	(27,966)	(30,330)
		<b>58,585</b>	<b>56,221</b>
<b>Current liabilities</b>			
<b>Financial Liabilities</b>			
Trade payables		-	1,103
		-	<b>1,103</b>
<b>TOTAL</b>		<b>58,585</b>	<b>57,323</b>

Notes Forming Part of Financial Statement 1-16

In terms of our report attached

For and on behalf of the Board of Directors

For PANKAJ B SHAH & CO.

Membership No. 17170

  
Pankaj B. Shah

Proprietor

Ahmedabad

Date : 27th April, 2021



  
Dhruv Gulati

Director

27th April, 2021

Torrent Australasia PTY Ltd

Statement of Profit and Loss Account

	Notes	Year Ended 31-Mar-21 AUD	Year Ended 31-Mar-20 AUD
<b>REVENUE</b>			
Revenue from operations	12	32,940	40,757
<b>Total Revenue</b>		<b>32,940</b>	<b>40,757</b>
<b>EXPENSES</b>			
Other expenses	13	30,575	37,963
<b>Total Expenses</b>		<b>30,575</b>	<b>37,963</b>
<b>PROFIT BEFORE EXCEPTIONAL ITEMS AND TAX</b>		<b>2,365</b>	<b>2,794</b>
Exceptional items (net)		-	-
<b>PROFIT BEFORE TAX</b>		<b>2,365</b>	<b>2,794</b>
<b>TAX EXPENSE</b>			
Current tax		-	-
Deferred tax charge / (credit)		-	-
		-	-
<b>NET PROFIT FOR THE YEAR</b>		<b>2,365</b>	<b>2,794</b>
Other Comprehensive Income		-	-
<b>Total Comprehensive Income</b>		<b>2,365</b>	<b>2,794</b>
<b>Earnings per share [Nominal value per equity share of AUD 1 Basic and diluted]</b>		<b>0.00</b>	<b>0.00</b>

Notes Forming Part of Financial Statement


01-Jan

In terms of our report attached

For and on behalf of the Board of Directors

For PANKAJ B SHAH & CO.


Membership No. 17170

  
Pankaj B. Shah

Proprietor

Ahmedabad

Date : 27th April, 2021



  
Dhruv Gulati  
Director


27th April, 2021

**Cash Flow Statement For the Year ended 31st March 2021**  
**Torrent Australasia Pty Ltd**

PARTICULARS	[Amt. In AUD]	
	Year Ended 31 March 2021	Year Ended 31 March 2020
<b>A CASH FLOW FROM OPERATING ACTIVITIES :</b>		
PROFIT BEFORE TAX	2,365	2,794
OPERATING PROFIT BEFORE WORKING CAPITAL CHANGES	2,365	2,794
Adjustments for changes in working capital :		
Trade Receivables	39,888	(13,798)
Trade Payables	(1,103)	(3,740)
<b>CASH GENERATED FROM OPERATIONS</b>	<b>41,151</b>	<b>(14,743.40)</b>
Direct Taxes Paid	-	-
<b>NET CASH FROM OPERATING ACTIVITIES</b>	<b>41,151</b>	<b>(14,743)</b>
<b>B CASH FLOW FROM INVESTING ACTIVITIES</b>	-	-
<b>C CASH FLOW FROM FINANCING ACTIVITIES</b>	-	-
<b>NET INCREASE / (DECREASE) IN CASH AND CASH EQUIVALENTS</b>	<b>41,151</b>	<b>(14,743)</b>
<b>CASH AND CASH EQUIVALENTS AT BEGINNING OF THE YEAR</b>	<b>4,259</b>	<b>19,002</b>
<b>CASH AND CASH EQUIVALENTS AT END OF THE YEAR</b>	<b>45,410</b>	<b>4,259</b>

In terms of our report attached

For PANKAJ B SHAH & CO.  
 Membership No. 17170  
 Ahmedabad

  
 Pankaj B. Shah

Proprietor  
 Ahmedabad

Date : 27th April, 2021





## Torrent Australasia Pty Ltd.

### Notes forming part of Financial Statement

#### 1. Corporate Information

Torrent Australasia Pty Ltd ("the Company") is a private limited company incorporated and domiciled in Australia. The address of its registered office is Level 9, 100 George Street, Parramatta NSW – 2150. Australia. The Company is the wholly owned subsidiary of Torrent Pharmaceutical Ltd.

#### 2. Statement of Compliances

The financial statements comply in all material aspects with Indian Accounting Standards (Ind AS) notified under Section 133 of the Companies Act, 2013 (the Act) [Companies (Indian Accounting Standards) Rules, 2015] and other relevant provisions of the Act.

#### 3. Basis of Preparation

The financial statements have been prepared and presented under the historical cost convention on accrual basis of accounting.

#### 4. Financial Instruments

##### Trade Receivable

Trade receivables are amounts due from customers for sale of goods or services performed in the ordinary course of business. Trade receivables are initially recognized at its transaction price which is considered to be its fair value and are classified as current assets as it is expected to be received within the normal operating cycle of the business.

##### Trade Payable

Trade payables are amounts due to vendors for purchase of goods or services acquired in the ordinary course of business and are classified as current liabilities to the extent it is expected to be paid within the normal operating cycle of the business.

#### 5. Earning Per Share

Basic earnings per share is computed by dividing profit or loss attributable to equity shareholders of the Company by the weighted average number of equity shares outstanding during the period. Diluted earnings per share is determined by adjusting the profit or loss attributable to ordinary shareholders and the weighted average number of ordinary shares outstanding for the effects of all dilutive potential ordinary shares.

#### 6. Cash Flow Statement

The Cash Flow Statement is prepared under the "Indirect Method".

#### 7. Revenue Recognition

- a) Income from services is recognized when the services are rendered or when contracted milestones have been achieved.
- b) Revenue from arrangements which includes performance of obligations is recognized in the period in which related performance obligations are completed.
- c) Revenue in respect of other income is recognised when a reasonable certainty as to its realization exists.



	As at 31-Mar-21	As at 31-Mar-20
	AUD	AUD
<b>NOTE - 8: TRADE RECEIVABLES</b>		
Considered good	13,174	52,724
	<u>13,174</u>	<u>52,724</u>
	<b>13,174</b>	<b>52,724</b>
<b>NOTE - 9 : CASH AND CASH EQUIVALENTS</b>		
Cash and cash equivalent		
Cash on hand	-	-
Balances with banks	45,410	4,259
Fixed deposits	-	-
	<u>45,410</u>	<u>4,259</u>
	<b>45,410</b>	<b>4,259</b>
<b>NOTE - 10 : SHARE CAPITAL</b>		
Authorized (675,000 Shares of AUD 1 each)	675,000	675,000
Subscribed and paid-up (675,000 Shares of AUD 1 each, partly paid up @ AUD 0.1282)	86,551	86,551
	<u>86,551</u>	<u>86,551</u>
	<b>86,551</b>	<b>86,551</b>
<b>NOTE - 11 : OTHER EQUITY</b>		
Reserves and surplus		
Retained earnings		
Balance as per last balance sheet	(30,330)	(33,125)
Add: Net profit for the current year	2,365	2,794
Closing balance	<u>(27,966)</u>	<u>(30,330)</u>
	<b>(27,966)</b>	<b>(30,330)</b>



	Year Ended 31-Mar-21	Year Ended 31-Mar-20
	AUD	AUD
<b>NOTE -12 : REVENUE FROM OPERATIONS</b>		
<b>Operating Income</b>		
Other operating income	32,940	40,757
	<u>32,940</u>	<u>40,757</u>
	<u><b>32,940</b></u>	<u><b>40,757</b></u>
<b>NOTE - 13 : OTHER EXPENSES</b>		
Rent	-	-
Professional and legal fees	27,351	34,457
Directors sitting fees	2,595	2,595
General charges	629	911
	<u>30,575</u>	<u>37,963</u>
<b>NOTE - 14: EARNING PER SHARE</b>		
The basic and diluted earnings per share [EPS] are:		
Net profit for the year	2,365	2,794
Weighted average number of equity shares	675,000	675,000
EPS (basic and diluted)	<u>0.00</u>	<u>0.00</u>



## 15. Related Party Transactions

Revenue towards Liaison Support Income:

Party Name	2020-21	2019-20
Torrent Pharmaceuticals Ltd	32,934	40,757

Trade Receivable:

Party Name	2020-21	2019-20
Torrent Pharmaceuticals Ltd	13,174	52,734

## 16. Notes forming parts to Accounts

The figures for the previous year have been restated/regrouped wherever necessary, to make them comparable.

