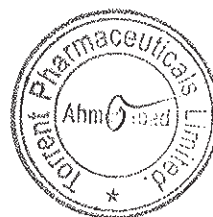


<b>(I)(a) STATEMENT SHOWING SHAREHOLDING PATTERN</b>			
<b>Name of the Company : TORRENT PHARMACEUTICALS LIMITED</b>			
<b>Scrip Code (BSE): 500420</b>		<b>Name of the Scrip (NSE): TORNTPHARM</b>	
<b>Class of Security: Equity Shares</b>			
<b>Quarter Ended: 31.03.2013</b>			
<b>Partly paid-up shares</b>	<b>No. of partly paid-up shares</b>	<b>As a % of total no. of partly paid-up shares</b>	<b>As a % of total no. of shares of the Company</b>
Held by promoter/promoter group	0	0	0
Held by Public	0	0	0
<b>Total:</b>	<b>0</b>	<b>0</b>	<b>0</b>
<b>Outstanding convertible securities</b>	<b>No. of outstanding securities</b>	<b>As a % of total no. of outstanding convertible securities</b>	<b>As a % of total no. of shares of the Company, assuming full conversion of the convertible</b>
Held by promoter/promoter group	0	0	0
Held by Public	0	0	0
<b>Total:</b>	<b>0</b>	<b>0</b>	<b>0</b>
<b>Warrants:</b>	<b>No. of warrants</b>	<b>As a % of total no. of warrants</b>	<b>As a % of total no. of shares of the Company, assuming full conversion of warrants</b>
Held by promoter/promoter group	0	0	0
Held by Public	0	0	0
<b>Total:</b>	<b>0</b>	<b>0</b>	<b>0</b>
<b>Total paid-up capital of the Company, assuming full conversion of warrants and convertible securities</b>	<b>84611360</b>	<b>0</b>	<b>100.00</b>



Name of the Company :		TORRENT PHARMACEUTICALS LIMITED							
Category code	Category of Shareholder	No. of Share holders	Total no. of shares	No. of shares held in dematerialized form	Total shareholding as a percentage of total number of shares		Shares Pledged or otherwise encumbered		
					As a percentage of(A+B) <sup>1</sup>	As a percentage of (A+B+C)	No. of shares	As a Percentage	
<b>(A)</b>	<b>Shareholding of Promoter and Promoter Group<sup>2</sup></b>								
<b>1</b>	<b>Indian</b>								
(a)	Individuals/ Hindu Undivided Family	2	1898740	1898740	2.24	2.24	0.00	0.00	
(b)	Central Government/ State Government(s)	0	0	0	0.00	0.00	0.00	0.00	
(c)	Bodies Corporate	1	43057736	43057736	50.89	50.89	0.00	0.00	
(d)	Financial Institutions/ Banks	0	0	0	0.00	0.00	0.00	0.00	
(e)	Any Others(Specify)	0	0	0	0.00	0.00	0.00	0.00	
(e-1)	Directors & Relatives	8	15546884	15546884	18.37	18.37	0.00	0.00	
	<b>Sub Total(A)(1)</b>	<b>11</b>	<b>60503360</b>	<b>60503360</b>	<b>71.51</b>	<b>71.51</b>	<b>0.00</b>	<b>0.00</b>	
<b>2</b>	<b>Foreign</b>								
a	Individuals (Non-Residents Individuals/ Foreign Individuals)	0	0	0	0.00	0.00	0.00	0.00	
b	Bodies Corporate	0	0	0	0.00	0.00	0.00	0.00	
c	Institutions	0	0	0	0.00	0.00	0.00	0.00	
d	Qualified Foreign Investors	0	0	0	0.00	0.00	0.00	0.00	
e	Any Others(Specify)	0	0	0	0.00	0.00	0.00	0.00	
	<b>Sub Total(A)(2)</b>	<b>0</b>	<b>0</b>	<b>0</b>	<b>0.00</b>	<b>0.00</b>	<b>0.00</b>	<b>0.00</b>	
	<b>Total Shareholding of Promoter and Promoter Group (A)= (A)(1)+(A)(2)</b>	<b>11</b>	<b>60503360</b>	<b>60503360</b>	<b>71.51</b>	<b>71.51</b>	<b>0.00</b>	<b>0.00</b>	



<b>(B)</b>	<b>Public shareholding<sup>1</sup></b>								
<b>I</b>	<b>Institutions</b>								
(a)	Mutual Funds/ UTI	71	7903048	7903048	9.34	9.34	0.00	0.00	
(b)	Financial Institutions / Banks	7	38967	38967	0.05	0.05	0.00	0.00	
(c)	Central Government/ State Government(s)	0	0	0.00	0.00	0.00	0.00	0.00	
(d)	Venture Capital Funds	0	0	0.00	0.00	0.00	0.00	0.00	
(e)	Insurance Companies	1	247663	247663	0.29	0.29	0.00	0.00	
(f)	Foreign Institutional Investors	90	5964580	5964580	7.05	7.05	0.00	0.00	
(g)	Foreign Venture Capital Investors	0	0	0	0.00	0.00	0.00	0.00	
(h)	Qualified Foreign Investors	1	1930	1930	0.00	0.00	0.00	0.00	
(i)	Any Other (specify)	0	0	0	0.00	0.00	0.00	0.00	
	<b>Sub-Total (B)(1)</b>	<b>170</b>	<b>14156188</b>	<b>14156188</b>	<b>16.73</b>	<b>16.73</b>	<b>0.00</b>	<b>0.00</b>	
<b>B 2</b>	<b>Non-institutions</b>								
(a)	Bodies Corporate	556	3126410	3121230	3.70	3.70	0.00	0.00	
(b)	Individuals								
I	Individuals -i. Individual shareholders holding nominal share capital up to Rs 1 lakh	20065	3729575	3202259	4.41	4.41	0.00	0.00	
II	ii. Individual shareholders holding nominal share capital in excess of Rs. 1 lakh.	10	565310	565310	0.67	0.67	0.00	0.00	
(c)	Qualified Foreign Investors	0	0	0	0.00	0.00	0.00	0.00	
(d)	Any Other (specify)								
(d-i)	Non Resident Indians	354	173325	173325	0.20	0.20	0.00	0.00	
(d-ii)	Trusts	1	400	400	0.00	0.00	0.00	0.00	
(d-iii)	Foreign Bodies Corporate	0	0	0	0.00	0.00	0.00	0.00	
(d-iv)	Clearing Members	57	20685	20685	0.02	0.02	0.00	0.00	
(d-v)	Directors and their relatives	17	2238900	2238900	2.65	2.65	0.00	0.00	
(d-vi)	Hindu Undivided Family	348	97207	97207	0.11	0.11	0.00	0.00	
	<b>Sub-Total (B)(2)</b>	<b>21408</b>	<b>9951812</b>	<b>9419316</b>	<b>11.76</b>	<b>11.76</b>	<b>0.00</b>	<b>0.00</b>	
<b>(B)</b>	<b>Total Public Shareholding (B)= (B)(1)+(B)(2)</b>	<b>21578</b>	<b>24108000</b>	<b>23575504</b>	<b>28.49</b>	<b>28.49</b>	<b>0.00</b>	<b>0.00</b>	
	<b>TOTAL (A)+(B)</b>	<b>21589</b>	<b>84611360</b>	<b>84078864</b>	<b>100.00</b>	<b>100.00</b>	<b>0.00</b>	<b>0.00</b>	
<b>(C)</b>	<b>Shares held by Custodian and against which Depository Receipts have been issued</b>								
1	Promoter and Promoter Group	0	0	0	0.00	0.00	0.00	0.00	
2	Public	0	0	0	0.00	0.00	0.00	0.00	
	<b>GRAND TOTAL (A)+(B)+(C)</b>	<b>21589</b>	<b>84611360</b>	<b>84078864</b>	<b>100.00</b>	<b>100.00</b>	<b>0.00</b>	<b>0.00</b>	
<sup>1</sup> For determining public shareholding for the purpose of Clause 40A' <sup>2</sup> For definitions of "Promoter" and "Promoter Group", refer to Clause 40A									




**TORRENT PHARMACEUTICALS LIMITED**

**(D)(b) Statement showing holding of securities (including shares, warrants, convertible securities) of persons belonging to the category "Promoter and Promoter Group"**

Sr. No.	Name of the Shareholder	Details of Shares held		Encumbered shares (*)			Details of Warrants		Details of convertible securities		Total Shares (including underlying shares assuming full conversion of warrants and convertible securities) as a % of diluted share capital
		No. of Shares held	As a % of grand total (A)+(B)+(C)	No.	As a percentage (VI)=(V)/(III)*100	As a % of grand total (A) + (B) + (C) of sub-clause (D)(a)	Number of warrants held	As a % total number of warrants of the same class	Number of convertible securities held	As a % total number of convertible securities of the same class	
(I)	(II)	(III)	(IV)	(V)	(VI)=(V)/(III)*100	(VII)	(VIII)	(IX)	(X)	(XI)	(XII)
1	Samir U Mehta	4127480	4.88	0	0.00	0.00	0	0.00	0	0.00	0.00
2	Sudhir U Mehta	2942688	3.48	0	0.00	0.00	0	0.00	0	0.00	0.00
3	Sapna S Mehta	2679582	3.17	0	0.00	0.00	0	0.00	0	0.00	0.00
4	Anita S Mehta	3170634	3.75	0	0.00	0.00	0	0.00	0	0.00	0.00
5	Varun S Mehta	875000	1.03	0	0.00	0.00	0	0.00	0	0.00	0.00
6	Samir Uttamlal Mehta (HUF)	1040000	1.23	0	0.00	0.00	0	0.00	0	0.00	0.00
7	Jinal S Mehta	875000	1.03	0	0.00	0.00	0	0.00	0	0.00	0.00
8	Jinal S Mehta	1500	0.00	0	0.00	0.00	0	0.00	0	0.00	0.00
9	Sudhir Uttamlal Mehta (HUF)	858740	1.01	0	0.00	0.00	0	0.00	0	0.00	0.00
10	Aman Mehta	875000	1.03	0	0.00	0.00	0	0.00	0	0.00	0.00
11	Torrent Private Ltd.	43057736	50.89	0	0.00	0.00	0	0.00	0	0.00	0.00
	<b>TOTAL</b>	<b>60503360</b>	<b>71.51</b>	<b>0</b>	<b>0.00</b>	<b>0.00</b>	<b>0</b>	<b>0.00</b>	<b>0</b>	<b>0.00</b>	<b>0.00</b>

\* The term "encumbrance" has the same meaning as assigned to it in regulation 28(3) of the SAST Regulations, 2011.



**TORRENT PHARMACEUTICALS LIMITED**

(I)(c)(i) Statement showing holding of securities (including shares, warrants, convertible securities) of persons belonging to the category "Public" and holding more than 1% of the total number of shares

Sr. No.	Name of the shareholder	Number of shares held	Shares as a percentage of total number of shares (i.e., Grand total (A)+(B)+(C) indicated in Statement at para (I)(a) above)	Details of warrants		Details of convertible securities		Total shares (including underlying shares assuming full conversion of warrants and convertible securities) as a % of diluted share capital)
				Number of warrants held	As a % total number of warrants of the same class	Number of convertible securities held	% w.r.t total number of convertible securities of the same class	
1	Franklin Templeton Investment Funds	1225000	1.45	0	0.00	0	0.00	0.00
2	Reliance Capital Trustee Co Ltd A/C- Reliance Regular Savings Fund-Equity Option	998794	1.18	0	0.00	0	0.00	0.00
3	Franklin Templeton Mutual Fund A/C Franklin Indiaflexi Cap Fund	919091	1.09	0	0.00	0	0.00	0.00
<b>TOTAL</b>		<b>3142885</b>	<b>3.71</b>	<b>0</b>	<b>0.00</b>	<b>0</b>	<b>0.00</b>	<b>0.00</b>

(I)(c)(ii) Statement showing holding of securities (including shares, warrants, convertible securities) of persons (together with PAC) belonging to the category "Public" and holding more than 5% of the total number of shares of the company

Sr. No.	Name(s) of the shareholder(s) and the Persons Acting in Concert (PAC) with them	Number of shares	Shares as a percentage of total number of shares (i.e., Grant total (A)+(B)+(C) indicated in Statement at para (I)(a) above)	Details of warrants		Details of convertible securities		Total shares (including underlying shares assuming full conversion of warrants and convertible securities) as a % of diluted share capital)
				Number of warrants	As a % total number of warrants of the same class	Number of convertible securities held	% w.r.t total number of convertible securities of the same class	
1	NIL							
<b>TOTAL</b>								

(I)(d) Statement showing details of locked-in shares

Sr. No.	Name of the shareholder	Number of locked-in shares	Locked-in shares as a percentage of total number of shares (i.e., Grand Total (A)+(B)+(C) indicated in Statement at para (I)(a) above)	Promoter / Promoter Group / Public
1	NIL			
<b>TOTAL</b>				



(II)(a) Statement showing details of Depository Receipt(DRs)

Sr. No.	Type of outstanding DR (ADRs, GDRs, SDRs, etc.)	Number of outstanding DRs	Number of shares underlying outstanding DRs			Shares underlying outstanding DRs as a percentage of total number of shares (i.e., Grand Total (A)+(B)+(C) indicated in Statement at para (I)(a) above)		
1	NIL							
TOTAL								


(II)(b) Statement showing Holding of Depository Receipts (DRs), where underlying shares held by "Promoter / Promoter group" are in excess of 1% of the total number shares

Sr. No.	Name of the DR Holder	Type of outstanding DR (ADRs, GDRs, SDRs, etc.)	Number of shares underlying outstanding DRs			Shares underlying outstanding DRs as a percentage of total number of shares (i.e., Grand Total (A)+(B)+(C) indicated in Statement at para (I)(a) above)		
1		NIL						
TOTAL								

(III)(a) Statement showing the voting patterns of shareholders, if more than one class of shares/ securities is issued by the issuer

Only one class of securities is issued by the Company i.e. Equity Shares

For TORRENT PHARMACEUTICALS LIMITED



MAHESH AGRAWAL  
VP (LEGAL) & COMPANY SECRETARY